

1961



2021

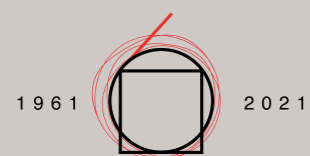
60
SIXTY
NUDA TERRA

EMIL
CERAMICA



60 anni di Emilceramica	2
Sixty	4
<i>1961_fango</i>	12
<i>1971_cielo</i>	22
<i>1981_salvia</i>	34
<i>1991_talco</i>	44
<i>2001_antracite</i>	52
<i>2011_cenere</i>	66
<i>2021_sabbia</i>	78
Sixty 20mm	90
Specifiche tecniche	102





60 ANNI DI ECCELLENZA E DI INNOVAZIONE NELLA CERAMICA

Sessant'anni rappresentano un traguardo significativo per ogni azienda. Giunta fin qui, Emilceramica torna idealmente alle origini, scegliendo di rendere **omaggio all'argilla, la prima delle materie prime che compongono la ceramica.**

Sixty è una collezione celebrativa che accantona ogni sovrastruttura decorativa e ogni intento mimetico per creare una superficie fatta di pura materia. Ispirata alla terra nuda, **Sixty** si esprime attraverso le categorie estetiche essenziali: la forma, il colore, il carattere che la superficie rivela sotto la luce. I medesimi elementi sui quali **Emilceramica** lavora da sessant'anni.

60 YEARS OF EXCELLENCE AND INNOVATION IN CERAMIC TILES

Sixty years constitutes a significant milestone for any company. Having come this far, Emilceramica ideally returns to its roots, choosing to pay **tribute to clay, the number one raw material in ceramic tiles.**

Sixty is a celebratory collection that sets aside all decorative superstructures and mimetic intentions, choosing instead to create a surface comprised of pure material. Inspired by bare earth, **Sixty** expresses its message through the essential aesthetic categories: the shape, colour and character that the surface reveals in the light. These are the same elements that **Emilceramica** has been working on for sixty years.



SIXTY_ N U D A T E R R A

FRAMMENTI DI MEMORIA NEI COLORI DELLA MATERIA

Sixty veste ambienti che, come istantanee ritrovate, invitano a ripercorrere gli ultimi sessant'anni attraverso sottili ma puntuali riferimenti stilistici e oggetti di design. Un'occasione per approfondire anche la ricerca che, da sempre, Emilceramica conduce intorno alla materia ceramica.

Il percorso attraverso il tempo segue un fil rouge cromatico che associa **a ciascun decennio una tinta dominante**. Intorno a essa vengono creati alcuni tra i tanti abbinamenti possibili all'interno di una palette coerente ed equilibrata. Al contempo gli ambienti esplorano le enormi potenzialità che, opportunamente combinati, formati e superfici danno alla collezione.

SNIPPETS OF MEMORY IN THE COLOURS OF THE MATERIAL



Sixty decorates spaces which, like rediscovered snapshots, invite us to retrace the past sixty years through subtle yet precise stylistic references and design objects. An opportunity to delve deeper into the research that Emilceramica has always conducted in ceramic materials.

This journey through time follows a chromatic fil rouge that associates **each decade with a dominant colour**. Revolving around these colours, the collection highlights some of the many combinations possible within a harmonious, well-balanced palette. At the same time, spaces explore the huge potential which cleverly combined sizes and surfaces give the collection.












1961_fango

Ci riportano agli anni Sessanta le atmosfere dense, calde e confortevoli di **Fango**, accostabile con grande naturalezza ai toni del Sabbia e dell'Antracite. A livello stilistico Sixty si dimostra completa e versatile.

We are whisked back to the Sixties by the condensed, cosy, cocooning atmospheres of **Fango**, which combines with superb ease with the shades of Sabbia and Antracite. Stylistically, Sixty is a complete and versatile collection.



Esagona Timbro Fango Silktech 21x18,2 8¹/₄" x 7³/₁₆" - Sabbia Silktech Rett. 60x120 23⁵/₈" x 47¹/₄" - Minibrick Lux Sabbia 5x15 1¹⁵/₁₆" x 5⁷/₈"
Fango Silktech Rett. 60x120 23⁵/₈" x 47¹/₄"




Esagona Timbro Fango Silktech 21x18,2 8¹/₄" x 7³/₁₆" - Minibrick Lux Sabbia 5x15 1¹⁵/₁₆" x 5⁷/₈"



Antracite Silktech Rett. 60x120 23⁵/₈"x47¹/₄" - Minibrick Matt Timbro Fango 5x15 1¹⁵/₁₆"x5⁷/₈"
Fango Silktech Rett. 60x120 23⁵/₈"x47¹/₄" - Esagona Fango Silktech 21x18,2 8¹/₄"x7³/₁₆"



Antracite Silktech Rett. 60x120 23^{5/8}"x47^{1/4}" - Minibrick Matt Timbro Fango 5x15 1^{5/16}"x5^{7/8}"



Fango Silktech Rett. 60x120 23^{5/8}"x47^{1/4}" - Esagona Fango Silktech 21x18,2 8^{1/4}"x7^{3/16}"



Fango Silktech Rett. 60x120 23^{5/8}" x 47^{1/4}"



Fango Silktech Rett. 60x120 23^{5/8}" x 47^{1/4}" - Timbro Fango Silktech Rett. 60x120 23^{5/8}" x 47^{1/4}"



1971_cielo

Proviene dai grafismi tipici degli anni Settanta il carta da zucchero del colore **Cielo**, che trova un sofisticato contrappunto nei toni caldi e terrosi di Sabbia e di Fango. Combinando liberamente le versioni disponibili, esagona e mattoncino si rivelano straordinari strumenti di design.

Classic Seventies patterns inspire **Cielo** with its baby blue tint, which discovers a sophisticated counterpoint in the warm, earthy shades of Sabbia and Fango. The proposed hexagon and brick tiles can be combined with the utmost freedom, proving to be amazing design tools.



Timbro Cielo Silktech Rett. 60x120 23^{5/8}"x47^{1/4}" - Minibrick Lux Sabbia 5x15 1^{5/16}"x5^{7/8}"



Timbro Cielo Silktech Rett. 60x120 23^{5/8}"x47^{1/4}" - Sabbia Silktech Rett. 60x120 23^{5/8}"x47^{1/4}" - Minibrick Lux Sabbia 5x15 1^{5/16}"x5^{7/8}"
Cielo Silktech Rett. 60x120 23^{5/8}"x47^{1/4}"



Minibrick Matt Timbro Fango 5x15 1¹⁵/₁₆" x 5⁷/₈" - Esagona Cielo 21x18,2 8¹/₄" x 7³/₁₆"



Esagona Cielo 21x18,2 8¹/₄" x 7³/₁₆"



Minibrick Matt Timbro Fango 5x15 1⁵/₁₆" x 5⁷/₈"



Cielo Silktech 30x60 11¹³/₁₆" x 23⁵/₈" - Minibrick Matt Cielo 5x15 1¹⁵/₁₆" x 5⁷/₈" - Minibrick Matt/Lux Talco 5x15 1¹⁵/₁₆" x 5⁷/₈"
Cielo Silktech 60x60 23⁵/₈" x 23⁵/₈"



Cielo Silktech 30x60 11¹³/₁₆" x 23⁵/₈" - Minibrick Matt Cielo 5x15 1¹⁵/₁₆" x 5⁷/₈" - Minibrick Matt/Lux Talco 5x15 1¹⁵/₁₆" x 5⁷/₈"



Cielo Silktech 60x60 23⁵/₈" x 23⁵/₈"



1981_salvia

Usato largamente negli eclettici e sovversivi anni Ottanta, **Salvia** accoglie inserti di Antracite, di Fango, di Talco e perfino di Cielo. All'interno di Sixty scaturiscono con sorprendente naturalezza accostamenti cromatici per nulla scontati.

Used widely in the eclectic and subversive Eighties, **Salvia** welcomes inserts in Antracite, Fango, Talco and even Cielo. Colour combinations that are far from clichéd appear surprisingly natural in Sixty.



Timbro Salvia Silktech Rett. 60x120 23⁵/₈" x47¹/₄" - Esagona Antracite 21x18,2 8¹/₄" x7³/₁₆" - Minibrick Matt Antracite 5x15 1⁵/₁₆" x5⁷/₈"
 Salvia Silktech Rett. 60x120 23⁵/₈" x47¹/₄"



Timbro Salvia Silktech Rett. 60x120 23⁵/₈" x47¹/₄" - Minibrick Matt Antracite 5x15 1⁵/₁₆" x5⁷/₈"



Salvia Silktech Rett. 40x80 15^{3/4}"x31^{1/2}" - Minibrick Matt/Lux Antracite 5x15 1^{15/16}"x5^{7/8}"
Esagona Salvia Silktech 21x18,2 8^{1/4}"x7^{3/16}" - Esagona Timbro Salvia Silktech 21x18,2 8^{1/4}"x7^{3/16}" - Salvia Silktech Rett. 80x80 31^{1/2}"x31^{1/2}"



Minibrick Matt/Lux Salvia 5x15 1¹⁵/₁₆" x 5⁷/₈"



Salvia Silktech Rett. 60x120 23⁵/₈" x 47¹/₄" - Minibrick Lux Antracite 5x15 1¹⁵/₁₆" x 5⁷/₈"
 Minibrick Matt/Lux Salvia 5x15 1¹⁵/₁₆" x 5⁷/₈" - Esagona Salvia Silktech 21x18,2 8¹/₄" x 7³/₁₆"



Salvia Silktech Rett. 30x60 11³/₁₆" x23⁵/₈" - Minibrick Matt/Lux Sabbia 5x15 1¹⁵/₁₆" x5⁷/₈" - Minibrick Matt/Lux Salvia 5x15 1¹⁵/₁₆" x5⁷/₈"
Sabbia Silktech Rett. 60x120 23⁵/₈" x47¹/₄" - Salvia Silktech Rett. 60x120 23⁵/₈" x47¹/₄" - Salvia Silktech Rett. 60x60 23⁵/₈" x23⁵/₈"




1991_talco

Chiara omaggio al minimalismo spensierato e divertito degli anni Novanta, dominato da spazi bianchi, ibridi e flessibili, **Talco** rappresenta il baricentro cromatico della palette colori, abbinabile in modo perfettamente trasversale. Accanto al colore, formati e superfici sono elementi chiave della collezione.

A clear tribute to the free and easy, fun-loving minimalism of the Nineties, dominated by flexible, hybrid white spaces, **Talco** represents the chromatic centre of gravity of the colour palette, with its ability to combine harmoniously with all other shades. Alongside colour, sizes and surfaces are other key elements of the collection.



Talco Silktech Rett. 40x80 15³/₄"x31¹/₂" - Talco Silktech Rett. 80x80 31¹/₂"x31¹/₂" - Cenere Silktech Rett. 40x80 15³/₄"x31¹/₂"
Esagona Timbro Cenere 21x18,2 8¹/₄"x7³/₁₆"



Esagona Timbro Cenere 21x18,2 8¹/₄"x7³/₁₆"



Talco Silktech Rett. 60x120 23^{5/8}"x47^{1/4}" - Talco Silktech Rett. 120x120 47^{1/4}"x47^{1/4}" - Minibrick Matt/Lux Cenere 5x15 1^{15/16}"x5^{7/8}"



Talco Silktech Rett. 40x80 15³/₄" x 31¹/₂" - Talco Silktech Rett. 80x80 31¹/₂" x 31¹/₂"



Minibrick Matt/Lux Cenere 5x15 1¹⁵/₁₆" x 5⁷/₈"



2001_antracite

Elegante e inteso, **Antracite** rende ancor più intimo il grigio, colore icona del minimalismo, che domina il cambio di millennio, prestandosi al contempo ad abbinamenti cromatici inediti e sofisticati, per esempio con Fango o con Salvia.

Elegant and intense, **Antracite** accentuates the intimacy of grey, the iconic colour of minimalism, which dominates the turn of the millennium, while also lending itself to new and sophisticated colour combinations, for example with Fango or Salvia.



Minibrick Lux Fango 5x15 1⁵/₁₆"x5⁷/₈" - Antracite Silktech Rett. 120x120 47¹/₄"x47¹/₄"



Minibrick Lux Fango 5x15 1⁵/₁₆"x5⁷/₈" - Antracite Silktech Rett. 120x120 47¹/₄"x47¹/₄"



Timbro Antracite Silktech Rett. 60x120 23^{5/8}" x 47^{1/4}"



Antracite Silktech Rett. 120x120 47^{1/4}" x 47^{1/4}" - Fango Silktech Rett. 60x120 23^{5/8}" x 47^{1/4}" - Timbro Antracite Silktech Rett. 60x120 23^{5/8}" x 47^{1/4}"



Esagona Antracite 21x18,2 8¹/₄" x 7³/₁₆" - Minibrick Matt Timbro Antracite 5x15 1¹⁵/₁₆" x 5⁷/₈" - Minibrick Matt Antracite 5x15 1¹⁵/₁₆" x 5⁷/₈"
Salvia Silktech Rett. 60x120 23⁵/₈" x 47¹/₄" - Antracite Silktech Rett. 60x120 23⁵/₈" x 47¹/₄"






Antracite Silktech Rett. 60x120 23^{5/8}"x47^{1/4}" - Cielo Silktech Rett. 60x120 23^{5/8}"x47^{1/4}" - Minibrick Lux Cielo 5x15 1^{15/16}"x5^{7/8}"
Cielo Silktech Rett. 60x60 23^{5/8}"x23^{5/8}" - Antracite Silktech Rett. 120x120 47^{1/4}"x47^{1/4}" -



Minibrick Lux Cielo 5x15 1^{5/16}"x5^{7/8}" - Antracite Silktech Rett. 60x120 23^{5/8}"x47^{1/4}"




Antracite Silktech Rett. 120x120 47^{1/4}"x47^{1/4}"



2011_cenere

L'eclettismo del decennio appena concluso moltiplica i rimandi stilistici, evocati da piccoli dettagli architettonici e da arredi e complementi. **Cenere** è un grigio neutro e luminoso che, accostato ai toni beige del Sabbia, rivela un carattere sobrio, accogliente e confortevole.

The eclecticism of the decade that has only just ended multiplies the stylistic allusions, which are evoked by small architectural details and by furnishings and accessories. **Cenere** is a neutral, bright grey which, combined with the beige tones of Sabbia, reveals an understated, cocooning, comfortable character.



Esagona Nero Assoluto Silktech 21x18,2 8¹/₄" x 7³/₁₆" - Esagona Timbro Nero Assoluto Silktech 21x18,2 8¹/₄" x 7³/₁₆"



Esagona Nero Assoluto Silktech 21x18,2 8¹/₄" x 7³/₁₆" - Esagona Timbro Nero Assoluto Silktech 21x18,2 8¹/₄" x 7³/₁₆" - Minibrick Matt Cenere 5x15 1⁵/₁₆" x 5⁷/₈" - Antracite Silktech Rett. 60x120 23⁵/₈" x 47¹/₄" - Cenere Silktech Rett. 60x120 23⁵/₈" x 47¹/₄"



Esagona Cielo 21x18,2 8^{1/4}"x7^{3/16}" - Cielo Silktech Rett. 30x60 11^{3/16}"x23^{5/8}" - Cielo Silktech Rett. 60x120 23^{5/8}"x47^{1/4}"
Cenere Silktech Rett. 60x120 23^{5/8}"x47^{1/4}" - Cenere Silktech Rett. 120x120 47^{1/4}"x47^{1/4}"





Timbro Cenere Silktech Rett. 60x120 23⁵/₈"x47¹/₄" - Cielo Silktech Rett. 60x120 23⁵/₈"x47¹/₄"
 Minibrick Matt Timbro Cielo 5x15 1¹⁵/₁₆"x5⁷/₈" - Minibrick Matt Cielo 5x15 1¹⁵/₁₆"x5⁷/₈" - Cenere Silktech Rett. 60x120 23⁵/₈"x47¹/₄"
 Accento Lavabo Freestanding 46x46x87 - 18¹/₈"x18¹/₈"x34¹/₄" Cielo Silktech Rett. - Accento Piatto Doccia 120x90 - 47¹/₄"x35⁷/₁₆" Cenere Silktech Rett.



Minibrick Matt Timbro Cielo 5x15 1⁵/₁₆" x 5⁷/₈"
Minibrick Matt Cielo 5x15 1⁵/₁₆" x 5⁷/₈"



Cenere Silktech Rett. 60x120 23⁵/₈" x 47¹/₄"



2021_sabbia

Nel prossimo futuro abiteremo spazi sempre più aperti alla contaminazione e lontani da ogni classificazione, coi quali stabilire un rapporto più sereno: con pacata eleganza **Sabbia** esprime proprio questo auspicio. Grazie ai molti abbinamenti cromatici possibili, ambienti di ogni dimensione trovano in Sixty risposte progettuali tecnicamente ed esteticamente ineccepibili.

In the near future we will inhabit spaces that are increasingly open to external influences and that defy classification; spaces where we can feel more at ease and be our true selves. **Sabbia** expresses precisely this hope with tranquil elegance. Thanks to the countless possible colour combinations, Sixty provides technically and aesthetically flawless design solutions for spaces of any size.



Sabbia Silktech Rett. 40x80 15³/₄" x31¹/₂"



Sabbia Silktech Rett. 40x80 15³/₄" x31¹/₂" - Cielo Silktech Rett. 40x80 15³/₄" x31¹/₂" - Sabbia Silktech Rett. 80x80 31¹/₂" x31¹/₂"
 Minibrick Matt Cielo 5x15 1¹⁵/₁₆" x5⁷/₈"



Fango Silktech Rett. 40x80 15^{3/4}"x31^{1/2}" - Esagona Timbro Fango 21x18,2 8^{1/4}"x7^{3/16}" - Minibrick Lux Sabbia 5x15 1^{15/16}"x5^{7/8}"
Sabbia Silktech Rett. 80x80 31^{1/2}"x31^{1/2}"



Minibrick Lux Sabbia 5x15 1¹⁵/₁₆"x5⁷/₈" - Sabbia Silktech Rett. 80x80 31¹/₂"x31¹/₂"



Esagona Sabbia 21x18,2 8¹/₄" x 7³/₁₆" - Sabbia Silktech Rett. 120x120 47¹/₄" x 47¹/₄"



Sabbia Silktech Rett. 60x120 23⁵/₈" x 47¹/₄" - Esagona Sabbia 21x18,2 8¹/₄" x 7³/₁₆" - Sabbia Silktech Rett. 120x120 47¹/₄" x 47¹/₄"

1961_




1971_



1981_




2021_




1991_



2001_



2011_



SIXTY_NUDA TERRA

20MM

Sixty 20MM assicura l'equilibrio ideale tra ricercatezza estetica e prestazioni tecniche elevate nelle più svariate ambientazioni esterne. Alla possibilità di realizzare percorsi, camminamenti e altre soluzioni progettuali outdoor in piena armonia con l'ambiente circostante e in assoluta continuità con gli spazi interni, si aggiunge la garanzia di impiego di un materiale eccezionalmente resistente ai carichi e a tutti i tipi di agenti atmosferici. Facile da posare a secco su erba, sabbia e ghiaia, **Sixty 20MM** può essere incollato anche su massetto, permettendo di realizzare pavimentazioni carrabili o altre soluzioni nell'ambito di spazi commerciali e pubblici soggetti a elevato traffico e si presta alla perfezione alla realizzazione di pavimenti sopraelevati. **Sixty 20MM** è la soluzione ideale per progettare con stile, senza rinunciare alle esigenze tecniche richieste dall'architettura contemporanea.

Sixty 20MM delivers the ideal combination of exquisite appearance and outstanding technical performances in the most widely varying outdoor locations. Paths, pavements and other outdoor solutions that merge perfectly into the surrounding environment and seamlessly continue indoor design schemes can be created with a material offering exceptional resistance to loads, weather and other atmospheric factors. Easily installed dry on grass, sand and gravel, **Sixty 20MM** can also be glued to concrete screeds for vehicle-resistant pavings, or for other projects in commercial or public contexts with heavy traffic, and is perfect for raised floors. **Sixty 20MM** enables stylish design solutions while meeting all the technical demands of contemporary architecture.



Cenere Rett. 80x80 31¹/₂"x31¹/₂" 20MM - Cenere Silktech Rett. 80x80 31¹/₂"x31¹/₂"



SIXTY_N U D A T E R R A

20MM

Sixty 20MM asegura el equilibrio ideal entre refinamiento estético y prestaciones técnicas elevadas en las más diversas ambientaciones exteriores. A la posibilidad de realizar carriles, caminos y otras soluciones proyectivas exteriores en plena armonía con el entorno y dando continuidad a los espacios interiores, se suma la garantía de uso de un material excepcionalmente resistente a las cargas y a toda clase de agentes atmosféricos. Fácil de colocar en seco sobre hierba, arena y grava, **Sixty 20MM** también se puede encolar sobre la capa de relleno, permitiendo disponer pavimentaciones transitables u otras soluciones en el ámbito de espacios comerciales y públicos sometidos a un tráfico intenso y se presta a la perfección a la realización de pavimentos sobreelevados. **Sixty 20MM** es la solución ideal para proyectar con estilo, sin renunciar a las exigencias técnicas requeridas por la arquitectura contemporánea.

Sixty 20MM garantiza el logro de un perfecto equilibrio entre estética refinada y altas prestaciones técnicas en los más variados entornos exteriores. La posibilidad de crear carriles, caminos y otras soluciones proyectivas para espacios exteriores en perfecta armonía con el entorno y dando continuidad a los espacios interiores, se suma a la garantía de uso de un material excepcionalmente resistente a las cargas y a toda clase de agentes atmosféricos. Fácil de colocar en seco sobre hierba, arena y grava, **Sixty 20MM** también se puede encolar sobre la capa de relleno, permitiendo disponer pavimentaciones transitables u otras soluciones en el ámbito de espacios comerciales y públicos sometidos a un tráfico intenso y se presta a la perfección a la realización de pavimentos sobreelevados. **Sixty 20MM** es la solución ideal para proyectar con estilo, sin renunciar a las exigencias técnicas requeridas por la arquitectura contemporánea.


Material **Sixty 20MM** легко укладывается всухую на траву, песок и щебень, а также его можно наклеивать на бетонную стяжку, что позволяет изготавливать полы, пригодные для движения транспортных средств, или же другие решения на торговых и общественных объектах с высокой интенсивностью движения, а кроме того, он может великолепно использоваться для изготовления фальшполов.

Sixty 20MM - это наилучшее решение для проектирования с хорошим стилем, не отказываясь от технических необходимостей, которые востребованы современной архитектурой.



Sixty 20MM instaure l'équilibre idéal entre raffinement esthétique et haute performance technique dans les contextes les plus disparates. Il est ainsi possible de réaliser des parcours, des cheminements et d'autres projets extérieurs en totale harmonie avec le milieu environnant et en continuité visuelle avec l'intérieur. De plus, la matière assure une résistance exceptionnelle aux charges et à tous les agents atmosphériques. Facile à poser à sec sur gazon, sur sable et sur gravier, **Sixty 20MM** se colle aussi sur chape pour composer des sols carrossables ou d'autres solutions dans les espaces commerciaux et publics exposés à trafic intense. Le produit convient également parfaitement à la mise en place de planchers surélevés. **Sixty 20MM** est le nec plus ultra pour donner corps à des projets de classe, tout en remplissant les critères techniques de l'architecture contemporaine.

Sixty 20MM gewährleistet den perfekten Einklang zwischen ausgefeilter Ästhetik und hohen technischen Leistungen in verschiedensten Außenräumen. Die Möglichkeit zu Gestaltungslösungen für den Außenbereich wie etwa Fahr- und Gehwege, die sich harmonisch in die Umgebung einfügen und eine nahtlose optische Einheit mit den Innenräumen bilden, ist mit der Garantie eines außergewöhnlich belastungsfähigen und witterungsbeständigen Materials verbunden. Leicht verlegbar im Gras-, Sand- oder Kiesbett, kann **Sixty 20MM** auch auf Estrich verklebt werden. Die Kollektion eignet sich nicht nur für Bodenbeläge oder andere Lösungen in stark frequentierten gewerblichen und öffentlichen Bereichen, sondern ist auch zur Erstellen von Doppelböden perfekt. **Sixty 20MM** ist die ideale Lösung für eine stilsichere Gestaltung und erfüllt die technischen Anforderungen der modernen Architektur.



SILKtech / SILKtech+

SILKtech Timbro

SILKtech Esagona

SILKtech Esagona Timbro

Minibrick Matt Timbro


Minibrick Matt

Minibrick Lux



COLORI/FORMATI ± 9,5 mm

COLOURS / SIZES - COULEURS / FORMATS - FARBEN / FORMATE - COLORES / TAMAÑOS - ЦВЕТА / ФОРМАТЫ




120x120 - 47^{1/4} x 47^{1/4}

Silktech Rett.

- EKRE Antracite ● T59
 - EKRD Cenere ● T59
 - EKRC Talco ● T59
 - EKRA Sabbia ● T59
- Up to 12 patterns

Silktech Plus Rett.


- EKV1 Cenere ● T59
 - EKV0 Talco ● T59
 - EKUZ Sabbia ● T59
- Up to 12 patterns



60x120 - 23^{5/8} x 47^{1/4}

Silktech Rett.


- EKPR Antracite ● T31
 - EKPQ Cenere ● T31
 - EKPP Talco ● T31
 - EKPN Sabbia ● T31
 - EKPM Fango ● T31
 - EKPT Salvia ● T31
 - EKPS Cielo ● T31
- Up to 14 patterns



80x80 - 31^{1/2} x 31^{1/2}

Silktech Rett.


- EKQY Antracite ● T25
 - EKQX Cenere ● T25
 - EKQW Talco ● T25
 - EKQV Sabbia ● T25
 - EKQU Fango ● T25
 - EKRO Salvia ● T25
 - EKQZ Cielo ● T25
- Up to 13 patterns



40x80 - 15^{3/4} x 31^{1/2}

Silktech Rett.


- EKR6 Antracite ● T23
 - EKR5 Cenere ● T23
 - EKR4 Talco ● T23
 - EKR3 Sabbia ● T23
 - EKR2 Fango ● T23
 - EKR8 Salvia ● T23
 - EKR7 Cielo ● T23
- Up to 26 patterns



60x60 - 23^{5/8} x 23^{5/8}

Silktech Rett.

- EKPZ Antracite ● T17
 - EKPY Cenere ● T17
 - EKPX Talco ● T17
 - EKPW Sabbia ● T17
 - EKPV Fango ● T17
 - EKQ1 Salvia ● T17
 - EKQ0 Cielo ● T17
- Up to 28 patterns




30x60 - 11^{13/16} x 23^{5/8}

Silktech Rett.

- EKQ7 Antracite ● T14
 - EKQ6 Cenere ● T14
 - EKQ5 Talco ● T14
 - EKQ4 Sabbia ● T14
 - EKQ3 Fango ● T14
 - EKQ9 Salvia ● T14
 - EKQ8 Cielo ● T14
- Up to 56 patterns

Mosaico 3x3*

Tessere 2,8x2,8 - 1^{1/8} x 1^{1/8}




30x30 - 11^{13/16} x 11^{13/16}

Silktech Rett.

- EKWP Antracite ● A96
- EKWN Cenere ● A96
- EKWM Talco ● A96
- EKWL Sabbia ● A96
- EKWK Fango ● A96
- EKWR Salvia ● A96
- EKWQ Cielo ● A96

20MM COLORI/FORMATI

COLOURS / SIZES - COULEURS / FORMATS - FARBEN / FORMATE - COLORES / TAMAÑOS - ЦВЕТА / ФОРМАТЫ



80x80 - 31^{1/2} x 31^{1/2}

Naturale Rett.

- EKV4 Antracite ● T57
 - EKV3 Cenere ● T57
- Up to 14 patterns



La tecnologia Silktech combina prestazioni antiscivolo elevate e una superficie ceramica setosa al tatto.
The Silktech technology combines excellent anti-slip performances with a ceramic surface that's silky to the touch.

Si consiglia la posa con fuga 2 mm. - Laying with a 2 mm-joint is recommended. - Pose recommandée avec joints de 2 mm.
Es wird eine Fugenbreite von 2 mm empfohlen. - Se recomienda la colocación con juntas de 2 mm. - Рекомендуется укладка с швом 2 мм.

antracite

cenere

talco

sabbia

fango


salvia

cielo

Verificare l'abbinamento dei toni tra i formati differenti. - Check the colour matching between different sizes.
Vérifier l'assortiment des tonalités entre les différents formats. - Die Kombination der Farbtöne unter den verschiedenen Formaten prüfen. - Comprobar la combinación de los tonos entre los distintos formatos. - Проверьте сочетание тонов у разных форматов.

Timbro

60x120 - 23⁵/₈"x47¹/₄"



EKQG ● T37
10 patterns

Timbro


30x60 - 11¹³/₁₆"x23⁵/₈"



EKQQ Timbro Antracite Silktech Rett. ● T17
40 patterns

Timbro

60x120 - 23⁵/₈"x47¹/₄"



EKQC Timbro Fango Silktech Rett. ● T37
10 patterns

Timbro


30x60 - 11¹³/₁₆"x23⁵/₈"



EKQL Timbro Fango Silktech Rett. ● T17
40 patterns



EKQF Timbro Cenere Silktech Rett. ● T37
10 patterns




EKQP Timbro Cenere Silktech Rett. ● T17
40 patterns




EKQJ Timbro Salvia Silktech Rett. ● T37
10 patterns



EKQS Timbro Salvia Silktech Rett. ● T17
40 patterns



EKQE Timbro Talco Silktech Rett. ● T37
10 patterns




EKQN Timbro Talco Silktech Rett. ● T17
40 patterns




EKQH Timbro Cielo Silktech Rett. ● T37
10 patterns



EKQR Timbro Cielo Silktech Rett. ● T17
40 patterns



EKQD Timbro Sabbia Silktech Rett. ● T37
10 patterns




EKQM Timbro Sabbia Silktech Rett. ● T17
40 patterns

SIXTY_NUDA TERRA

SIXTY SMALL $\approx 9,5$ mm

Esagona

21x18,2 - 8^{1/4}x7^{3/16}"



EL86 Nero Assoluto Silktech ● T17



EKMW Antracite Silktech ● T17



EKMV Cenere Silktech ● T17




EKMU Talco Silktech ● T17




EKMT Sabbia Silktech ● T17



EKMS Fango Silktech ● T17




EKMY Salvia Silktech ● T17




EKMX Cielo Silktech ● T17

Esagona Timbro


21x18,2 - 8^{1/4}x7^{3/16}"



EL88 Nero Assoluto Silktech ● T20



EKN4 Antracite Silktech ● T20



EKN3 Cenere Silktech ● T20



EKN2 Talco Silktech ● T20




EKN1 Sabbia Silktech ● T20



EKN0 Fango Silktech ● T20



EKN6 Salvia Silktech ● T20




EKN5 Cielo Silktech ● T20

Minibrick Matt Timbro

5x15 - 1^{15/16}x5^{7/8}"




EL8F Nero Assoluto ● T28



EKP5 Antracite ● T28



EKP4 Cenere ● T28



EKP3 Talco ● T28



EKP2 Sabbia ● T28



EKP1 Fango ● T28



EKP7 Salvia ● T28



EKP6 Cielo ● T28

Minibrick Matt

5x15 - 1^{15/16}x5^{7/8}"




EL8D Nero Assoluto ● T25



EKNX Antracite ● T25




EKNW Cenere ● T25




EKNV Talco ● T25




EKNU Sabbia ● T25



EKNT Fango ● T25



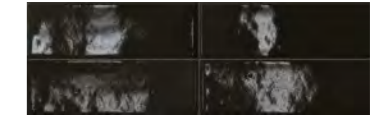
EKNZ Salvia ● T25




EKNY Cielo ● T25

Minibrick Lux


5x15 - 1^{15/16}x5^{7/8}"




EL8A Nero Assoluto ● T33



EKNP Antracite ● T33



EKNN Cenere ● T33



EKNM Talco ● T33



EKNL Sabbia ● T33



EKNK Fango ● T33



EKNR Salvia ● T33



EKNQ Cielo ● T33

PEZZI SPECIALI

Trims | Pieces Speciales | Formteile | Piezas Especiales | Специальные Изделия

	Dimensione Size					Fascia di prezzo Price band
	Silktech Rett. 7x60 - 2 ^{3/4} x23 ^{5/8} Pcs. Box 15 - LM x Box 9,00	-	EKWX	EKWW	EKWV	● A11
	Silktech Rett. 4,6x80 - 1 ^{13/16} x31 ^{1/2} Pcs. Box 12 - LM x Box 9,60	-	EKX5	EKX4	EKX3	● A16
	Silktech Rett. 33x120 - 12 ^{15/16} x47 ^{1/4} Pcs. Box 2 - LM x Box 2,40	-	EKXF	EKXE	EKXD	● A82
	Silktech Rett. 33x120 - 12 ^{15/16} x47 ^{1/4} 12 ^{15/16} x47 ^{1/4} x1 ^{1/4} x1 ^{1/4} Pcs. Box 2 - LM x Box 2,40	-	EKXP	EKXN	EKXM	● A98
	Matt 5x15 - 1 ^{15/16} x5 ^{7/8} Pcs. Box 108	DX -	DX EKXX	DX EKXW	DX EKXV	● A104
	Lux 5x15 - 1 ^{15/16} x5 ^{7/8} Pcs. Box 108	SX -	SX EKY5	SX EKY4	SX EKY3	
	Matt 5x15 - 1 ^{15/16} x5 ^{7/8} Pcs. Box 108	EL8P	EKYN	EKYM	EKYL	● A9
	Lux 5x15 - 1 ^{15/16} x5 ^{7/8} Pcs. Box 108	EL8M	EKYE	EKYD	EKYC	● A11

	Dimensione Size					Fascia di prezzo Price band
	Silktech Rett. 7x60 - 2 ^{3/4} x23 ^{5/8} Pcs. Box 15 - LM x Box 9,00	EKWU	EKWT	EKWZ	EKWY	● A11
	Silktech Rett. 4,6x80 - 1 ^{13/16} x31 ^{1/2} Pcs. Box 12 - LM x Box 9,60	EKX2	EKX1	EKX7	EKX6	● A16
	Silktech Rett. 33x120 - 12 ^{15/16} x47 ^{1/4} Pcs. Box 2 - LM x Box 2,40	EKXC	EKXA	EKXH	EKXG	● A82
	Silktech Rett. 33x120 - 12 ^{15/16} x47 ^{1/4} 12 ^{15/16} x47 ^{1/4} x1 ^{1/4} x1 ^{1/4} Pcs. Box 2 - LM x Box 2,40	EKXL	EKXK	EKXR	EKXQ	● A98
	Silktech Rett. 33x60x3,2x3,2 - 12 ^{15/16} x23 ^{5/8} x1 ^{1/4} x1 ^{1/4} Pcs. Box 2 - LM x Box 1,20	DX EKXU	DX EKXT	DX EKXZ	DX EKXY	● A104
	Matt 5x15 - 1 ^{15/16} x5 ^{7/8} Pcs. Box 108	SX EKY2	SX EKY1	SX EKY7	SX EKY6	
	Matt 5x15 - 1 ^{15/16} x5 ^{7/8} Pcs. Box 108	EKYK	EKYJ	EKYQ	EKYP	● A9
	Lux 5x15 - 1 ^{15/16} x5 ^{7/8} Pcs. Box 108	EKYA	EKY9	EKYG	EKYF	● A11

Pezzi speciali 20MM su richiesta - 20Mm trims available on request - Pièces spéciales 20MM (sur demande) - Formteile 20MM auf anfrage erhältlich
Piezas especiales 20MM disponibles bajo pedido - Специальные изделия 20MM по запросу

Dry - Pressed Ceramic Tiles ISO 13006 Annex G - UNI EN 14411 Annex G - Bla GL

CARATTERISTICHE TECNICHE Technical Features - Caracteristiques Techniques - Technische Eigenschaften Technische Eigenschaften - Caracteristicas Tecnicas - Технические Характеристики	NORMA Standard - Norme Norm - Norma - Norma	VALORI Value - Valeur Vorgabe - Valor - Средние			
ASSORBIMENTO D'ACQUA (VALORE MEDIO IN %) Water absorption (Average value expressed in %) Absorption d'eau (Valeur moyenne en %) - Wasseraufnahme (Durchschnittswert in %) Absorción de agua (Valor medio en %) - Поглощение воды	UNI EN ISO 10545/3 ASTM C373	CONFORME COMPLIANT			
RESISTENZA ALLA FLESSIONE Modulus of rupture - Resistance a la flexion - Biegefestigkeit Resistencia a la flexion - Прочность на изгиб	SPESSORE UNI EN ISO 10545/4	9,5 mm 20MM ≥ 45 N/mm ² ≥ 45 N/mm ²			
FORZA DI ROTTURA Breaking strength - Résistance à la rupture - Bruchlast Resistencia a la rotura - Разрывное усилие	UNI EN ISO 10545/4 ASTM C648	≥ 2000 N ≥ 12000 N 400 Lbs 2500 Lbs			
RESISTENZA AL GELO Frost resistance - Résistance au gel - Frostbeständigkeit Resistencia a las heladas - Морозостойкость	UNI EN ISO 10545/12 ASTM C1026	CONFORME UNAFFECTED			
RESISTENZA CHIMICA AD ALTE E BASSE CONCENTRAZIONI DI ACIDI E BASI Chemical resistance to high and low acid and basic concentrations Résistance chimique aux hautes et basses concentrations d'acides et de bases Chemikalienfestigkeit bei hohen und niedrigen Konzentrationen von Säuren und Basen Resistencia química con concentraciones altas y bajas de ácidos y bases Химическая стойкость к высоким и низким концентрациям кислот и щелочей	UNI EN ISO 10545/13 ASTM C-650	A - LA - HA UNAFFECTED			
RESISTENZA ALLE MACCHIE Stain resistance - Résistance aux taches - Fleckenbeständigkeit Resistencia a las manchas - Стойкость к образованию пятен	UNI EN ISO 10545/14	5			
COEFFICIENTE DI ATTRITO Slip resistance Coefficient de glissement Rutschfestigkeit Barfußbereich Coeficiente de atrito medio Коэффициент трения		SILKTECH DIN EN 16165 Annex B DIN EN 16165 Annex A ANSI A326.3:2017 DCOF B.C.R.A. D.M. N. 236 14/6/89 AS 4586-2013 Anexo A BS 7976-2: 2002 BSEN13036-4:2011 Pendulum testers UNE 41901:2017 EX DB SUA (actual)	SILKTECH+ / 20MM R10 C (A+B+C) WET ≥ 0,50 ≥ 0,40 P3 > 36 Low Slip potential 2	MINIBRICK MATT- LUX R11 - WET ≥ 0,65 ≥ 0,40 P4 > 36 Low Slip potential 3	- - - - - - -

Per maggiori chiarimenti sui dati tecnici e sulla garanzia consultare il catalogo generale in vigore. - For further information on technical specifications, please consult our up-dated general catalogue. - Pour toutes informations supplémentaires sur les données techniques et sur les garanties, veuillez consulter le catalogue general en vigueur. - Für weitere Informationen über technische Daten und Garantie beziehen sie sich bitte auf den aktuellen Gesamtkatalog. - Para ultiores informaciones sobre los datos tecnicos y la garantia, vease el catalogo general en vigor. - Более подробную информацию о технических данных и гарантии смотрите в действующем сводем катал.


PRODUCT CERTIFIED FOR LOW CHEMICAL EMISSIONS: ULCCOM/CGG UL 2818

放射性水平A类

19% 20 MM
12% 9.5 mm (No Esagona, Mini Brick)
10% Esagona
0% Mini Brick

Formato Size Format Format Tamaño Формат cm	Spessore Thickness Epaisseur Stärke Espesor Толщина mm	Pz. x Mq. Pieces x Sqm Pcs / M ² Stk. x Qm Pzs x Mc. Шт x Кв.М.	Pz. x Scat. Pieces x Box Pcs / Bte Stk. x Krt. Pzs x Caja Шт x Кор.	Mq. x Scat. Sqm x Box M ² / Bte Qm x Krt. Mc. x Caja Кв.М. x Кор.	Peso x Scat. Weight x Box Poids / Bte Gewicht x Krt. Peso x Caja Вес x Кор. Kg	Scat. x Pal. Boxes x Pal. Bte / Pal. Krt. x Pal. Cajas x Pal. Кор. x Подд.	Mq. x Pal. Sqm x Pal. M ² / Pal. Qm x Pal. Mc. x Pal. Кв.М x Подд.	Peso x Pal. Weight x Pal. Poids / Pal. Gewicht x Pal. Peso x Pal. Вес x Подд. Kg
120x120 Silktech - Silktech Plus	9,5	0,69	1	1,440	31,68	36	51,84	1140
60x120 Silktech	9,5	1,39	2	1,440	31,68	36	51,84	1140
60x60 Silktech	9,5	2,78	3	1,080	23,76	40	43,20	950
30x60 Silktech	9,5	5,56	6	1,080	23,76	48	51,84	1140
80x80 Silktech	9,5	1,56	2	1,280	28,16	42	53,76	1183
40x80 Silktech	9,5	3,13	3	0,960	21,12	28	26,88	591
21x18,2 Esagona Silktech	9,5	26,16	16	0,459	10,10	100	45,90	1010
5X15 Minibrick Matt - Lux	9,5	133,33	108	0,810	17,82	64	51,84	1140
60x120 Timbro Silktech	9,5	1,39	2	1,440	31,68	36	51,84	1140
30x60 Timbro Silktech	9,5	5,56	6	1,080	23,76	48	51,84	1140
30x30 Mosaico 3X3 Naturale	9,5	11,11	5	0,450	8,73	60	27,00	524
21x18,2 Dec. Esagona 3D Silktech	9,5	26,16	16	0,459	10,10	100	45,90	1010
5X15 Timbro Minibrick	9,5	133,33	108	0,810	17,82	64	51,84	1140
80x80 20MM Naturale	20	1,56	1	0,640	29,44	45	28,80	1325

SILKtech SILKtech+



EMIL
CERAMICA

La tecnologia SilkTech combina prestazioni antiscivolo elevate e una superficie ceramica setosa al tatto.

Dalla continua ricerca dei laboratori R&D Emilgroup è nata **SilkTech**, una **innovativa tecnologia che aumenta il coefficiente di attrito del gres porcellanato, mantenendo un'incredibile morbidezza superficiale**. Il risultato è un prodotto che assicura una performance tecnica superiore in termini di **sicurezza, piacevolezza tattile, facilità di pulizia e resistenza nel tempo**.

Formulazioni di prodotto diverse permettono di raggiungere valori di scivolosità differenti, secondo i principali standard internazionali:

SilkTech: R10 (DIN51130) // B (A+B) (DIN51097) // PTV>36 (BS7976) // P3 (AS4586) // classe 2 (41901)

SilkTech+: R11 (DIN51130) // C (A+B+C) (DIN51097) // PTV>36 (BS7976) // P4 (AS4586) // classe 3 (41901)

Il processo della tecnologia SilkTech rende le **caratteristiche** di morbidezza e resistenza allo scivolamento **parti integranti della materia**. L'assenza di trattamenti superficiali assicura il mantenimento dell'effetto antiscivolo per **l'intero ciclo di vita del prodotto** e la superficie soffice e vellutata favorisce una **straordinaria facilità di manutenzione e pulizia**.

Una rivoluzione ottenuta innovando tutte le fasi industriali, dalla formulazione della materia alla cottura finale.

SilkTech diventa quindi la soluzione più adatta sia in **spazi residenziali**, grazie alla piacevolezza al tatto, sia in **ambienti pubblici**, grazie all'effetto antiscivolo elevato. L'incredibile **versatilità** rende SilkTech un prezioso alleato anche per la progettazione di spazi dove risulti necessaria una **continuità architettonica tra interno ed esterno**.

Le collezioni realizzate con l'applicazione della tecnologia SilkTech consentono di rispondere al bisogno di **prestazioni sempre più elevate** richieste dal mercato, assicurando la possibilità di definire progetti architettonici complessi, **coniugando alte performance tecniche, design estetico Made in Italy ed estrema piacevolezza tattile**.

La technologie SilkTech accorde une forte antiglissance avec une surface céramique soyeuse au toucher.

La recherche incessante des laboratoires R&D Emilgroup a abouti à SilkTech, une technologie révolutionnaire qui augmente le coefficient de frottement du grès cérame, tout en conservant une incroyable douceur en surface. Le résultat est un produit garantissant une performance technique supérieure en termes de sécurité, de douceur tactile, de facilité d'entretien et de résistance à long terme.

Les différentes formulations de produit ont différentes valeurs de glissance, selon les principales normes internationales :

SilkTech: R10 (DIN51130) // B (A+B) (DIN51097) // PTV>36 (BS7976) // P3 (AS4586) // classe 2 (41901)

SilkTech+: R11 (DIN51130) // C (A+B+C) (DIN51097) // PTV>36 (BS7976) // P4 (AS4586) // classe 3 (41901)

SilkTech est une technologie qui rend les caractéristiques de douceur et de résistance à la glissance parties intégrantes de la matière. L'absence de traitements superficiels assure le maintien de l'effet antidérapant pendant tout le cycle de vie du produit, et la surface douce et veloutée apporte une extraordinaire facilité d'entretien et de nettoyage.

Une révolution obtenue en innovant toutes les phases industrielles, de la formulation de la matière à la cuisson finale.

SilkTech devient ainsi la meilleure solution dans les espaces résidentiels, en raison de sa grande douceur au toucher, comme dans les lieux publics en raison de son excellente valeur d'antiglissance. L'étonnante souplesse d'emploi fait de SilkTech un précieux allié aussi pour concevoir les espaces exigeant une continuité architecturale entre intérieur et extérieur.

Les collections basées sur la technologie SilkTech permettent de répondre à la demande du marché qui a besoin de performances de plus en plus élevées pour réaliser des projets complexes d'architecture en conciliant hautes performances techniques, esthétique Made in Italy et douceur extrême au toucher.

Die SilkTech-Technologie verbindet hohe Rutschhemmung mit seidiger Haptik der keramischen Oberfläche.

Der kontinuierlichen Forschungsarbeit der R&D-Labors von Emilgroup verdankt sich SilkTech, eine innovative Technologie, die den Reibungskoeffizienten von Feinsteinzeug erhöht und dabei gleichzeitig die unglaublich weiche Haptik der Oberflächen beibehält. Das mit SilkTech veredelte Produkt bietet überlegene Leistungsmerkmale in puncto Sicherheit, angenehme Haptik, Pflegeleichtigkeit und Langlebigkeit.

Unterschiedliche Produktausführungen ermöglichen verschiedene Rutschhemmungen gemäß den internationalen Standards:

SilkTech: R10 (DIN51130) // B (A+B) (DIN51097) // PTV>36 (BS7976) // P3 (AS4586) // Klasse 2 (41901)

SilkTech+: R11 (DIN51130) // C (A+B+C) (DIN51097) // PTV>36 (BS7976) // P4 (AS4586) // Klasse 3 (41901)

Die SilkTech-Veredelung lässt die weiche, rutschhemmende Oberflächenbeschaffenheit zu einem festen Bestandteil des Materials werden. Da die Oberfläche nicht behandelt wird, hält die rutschhemmende Wirkung über den gesamten Produktlebenszyklus an. Die samtig weiche Haptik macht das Produkt außerordentlich pflegeleicht.

Die bahnbrechende Entwicklung umfasst alle Herstellungsphasen von der Materialrezeptur bis hin zum letzten Brennvorgang.

SilkTech ist daher die ideale Lösung nicht nur für den Wohnungsbaubereich – dank der angenehmen Haptik – sondern auch für öffentliche Bereiche, wo die besonders hohe Rutschhemmung von Vorteil ist. Ihre unglaubliche Vielseitigkeit macht SilkTech auch bei der Planung von Räumen, die eine durchgängige Optik von Innen- und Außenbereichen erfordern, zu einem wertvollen Verbündeten.

Die mit SilkTech-Technologie hergestellten Kollektionen werden den steigenden Leistungsanforderungen des Marktes gerecht und ermöglichen die Planung komplexer Architekturprojekte, da sie hohe technische Leistungsmerkmale mit ästhetischem Design Made in Italy und außerordentlich attraktiver Haptik kombinieren.

The SilkTech technology combines excellent anti-slip performances with a ceramic surface that's silky to the touch.

The ceaseless research of the Emilgroup R&D laboratories now gives us **SilkTech**, an **innovative technology that increases the friction coefficient of porcelain stoneware, while retaining an incredibly soft-feeling surface**. The result is a product that guarantees superior technical performance in terms of **safety, tactile appeal, ease of cleaning and durability over time**.

Different product formulations enable different anti-slip resistance values, in accordance with the main international standards:

SilkTech: R10 (DIN51130) // B (A+B) (DIN51097) // PTV>36 (BS7976) // P3 (AS4586) // class 2 (41901)

SilkTech+: R11 (DIN51130) // C (A+B+C) (DIN51097) // PTV>36 (BS7976) // P4 (AS4586) // class 3 (41901)

The SilkTech technology process makes softness and skid resistance **characteristics** an **integral part of the material**. Since no surface treatments are involved, the anti-slip effect is maintained **throughout the product's life cycle** and the soft, velvety surface facilitates **amazingly easy cleaning and care**.

A revolution achieved by innovating all industrial phases, from the material's formulation through to final firing.

SilkTech is thus the ideal solution both in **residential areas**, thanks to its pleasant "feel", and in **public locations**, due to its excellent anti-slip properties. Incredibly **versatile**, SilkTech is also an invaluable aid when designing spaces that require **architectural continuity between indoors and outdoors**.

Collections manufactured with the SilkTech technology meet the market's demands for **better and better performances** and are the basis for complex architectural projects, combining **outstanding technical performances, stunning Italian design and a surface exceptionally pleasant to the touch**.

La tecnología SilkTech combina unas elevadas prestaciones antideslizantes y una superficie cerámica sedosa al tacto. Gracias a la continua investigación de los laboratorios R&D Emilgroup ha nacido SilkTech, una innovadora tecnología que aumenta el coeficiente de fricción del gres porcelánico, manteniendo una increíble suavidad superficial. El resultado es un producto que brinda un rendimiento técnico superior, pues es seguro, agradable al tacto, fácil de limpiar y duradero.

Formulaciones de producto diversas permitirán grados de deslizamiento diferentes, de acuerdo con los principales estándares internacionales:

SilkTech: R10 (DIN51130) // B (A+B) (DIN51097) // PTV>36 (BS7976) // P3 (AS4586) // clase 2 (41901)

SilkTech+: R11 (DIN51130) // C (A+B+C) (DIN51097) // PTV>36 (BS7976) // P4 (AS4586) // clase 3 (41901)

El proceso de la tecnología SilkTech hace que las características de suavidad y resistencia al deslizamiento formen parte integrante del material. La inexistencia de tratamientos superficiales asegura el mantenimiento del efecto antideslizante a lo largo de todo el ciclo de vida del producto; además, la superficie suave y sedosa propicia una extraordinaria facilidad de mantenimiento y de limpieza.

Una revolución fruto de la innovación aplicada a todas las fases industriales, desde la formulación del material hasta la cocción final.

SilkTech, de este modo, se convierte en la solución idónea tanto para ámbitos residenciales, gracias a lo agradable de su tacto, como para espacios públicos, gracias a sus magníficas propiedades antideslizantes. La increíble versatilidad de SilkTech lo convierte asimismo en un valioso aliado para la proyección de espacios en los que resulte necesario mantener cierta continuidad arquitectónica entre interior y exterior.

Las colecciones realizadas aplicando la tecnología SilkTech permiten responder a la necesidad de contar con unas prestaciones cada vez más elevadas, según exige el mercado, asegurando la factibilidad de proyectos arquitectónicos complejos que requieran conjugar unas altas prestaciones técnicas, un diseño estético Made in Italy y unas superficies extraordinariamente agradables al tacto.

Технология SilkTech позволяет получать высокие характеристики нескользкости и шелковистую на ощупь керамическую поверхность.

Благодаря непрерывным изысканиям исследовательских лабораторий Emilgroup появилась на свет SilkTech - инновационная технология, повышающая коэффициент трения керамогранита, сохраняя невероятную мягкость поверхности. Результат - изделие с высочайшими техническими характеристиками безопасности, тактильной приятностью, простотой чистки и долговечностью.

Разные составы смеси изделия позволяют добиться различных коэффициентов трения в соответствии с основными международными стандартами:

SilkTech: R10 (DIN51130) // B (A+B) (DIN51097) // PTV>36 (BS7976) // P3 (AS4586) // класс 2 (41901)

SilkTech+: R11 (DIN51130) // C (A+B+C) (DIN51097) // PTV>36 (BS7976) // P4 (AS4586) // класс 3 (41901)

Технологический процесс SilkTech превращает характеристики мягкости и сопротивления скольжению в неотъемлемые свойства этого материала. Отсутствие обработки поверхности гарантирует сохранение эффекта нескользкости в течение всего жизненного цикла продукции, а мягкая и шелковистая поверхность обеспечивает удивительную легкость ухода и чистки.

Это революционное достижение обеспечивается инновациями на всех этапах производственного процесса - от разработки состава материала до окончательного обжига.

Таким образом, SilkTech превращается в наиболее удачное решение как для жилых пространств благодаря мягкости на ощупь, так и для общественных объектов благодаря высокой нескользкости. Невероятная универсальность превращает SilkTech в ценное средство при проектировании таких объектов, в которых необходима архитектурная сочетаемость внутренних и наружных пространств.

Коллекции, созданные с использованием технологии SilkTech, позволяют отвечать на требования все более высоких характеристик, запрашиваемых рынком, гарантируя возможность реализации сложных архитектурных проектов, сочетающих в себе высокие технические характеристики, дизайн эстетики Made in Italy и очень приятные тактильные ощущения.



I colori e le caratteristiche estetiche dei materiali illustrati nel presente catalogo sono da ritenersi puramente indicativi. Le misure dei prodotti qui indicate si intendono nominali e come i pesi ed i colori subiscono le variazioni tipiche del processo ceramico. Emilceramica si riserva la facoltà di modificare in qualunque momento senza preavviso le caratteristiche tecniche, estetiche e i materiali presentati. Tali caratteristiche non sono comunque vincolanti nei termini legali.

Colours and optical features of the materials illustrated in this catalogue are to be regarded as mere indications. Product sizes indicated are nominal and like weights and colours undergo the typical variations of the ceramic process. Emilceramica reserves the right to change the technical and optical features of the materials illustrated at any time and without notice. These features are not legally binding.



Emilceramica is a brand of Emilceramica S.r.l. a socio unico	Sede Commerciale/ Amministrativa
emilgroup.it/emilceramica emilgroup.it	Via Ghiarola Nuova, 29 - 41042 Fiorano Modenese (Mo) Italy T +39 0536 835111 - info@emilceramicagroup.it